



Dianna Spieker
Tom Green County Treasurer

FY 2022 Monthly Report
July 2022

THE STATE OF TEXAS ()
COUNTY OF TOM GREEN ()
AFFIDAVIT ()

Pursuant to LGC 114.026 I, Dianna M Spieker, Tom Green County Treasurer do hereby submit The Treasurers' Monthly Report. This report includes, but not limited to, money received and disbursed; debts due to (if known) and owed by the county; and all other proceedings in the treasurer's office that pertain to the Financial Standing of Tom Green County. The Treasurer's Books and the Auditor's General Ledger agree. The Bank Statements have been reconciled; any adjustments have been noted including any amount that has been identified as irreconcilable. Irreconcilable differences will be noted and carried in transit until such time as they have been identified and reconciled on the individual bank statements.


Pursuant to GC 2256.023 Internal Management Reports will be reported on a Quarterly Basis in FY22. In prior fiscal years I included said information in this monthly report.

As a matter of internal accounting procedure, any interest earned that is posted by financial institutions to our accounts on the last business day of the month is not included in the combined statement of receipts and disbursements until the following month. Credit Card and E-filing funds are deposited to Clearing Accounts and reconciled monthly. Any funds not previously booked will be credited the following month. These amounts are disclosed in this report.

The total amount of deposits in custody as of the date of this report is the amount of deposits per the combined statement of receipts and disbursements are listed on page 2.

Therefore, Dianna Spieker, County Treasurer of Tom Green County, Texas, who being fully sworn, upon oath says that the within and foregoing report is true and correct to the best of her knowledge.


Filed with accompanying vouchers this, the **16th day of August, 2022.**


Dianna Spieker, Treasurer, Tom Green County / Date


Commissioners' Court having reviewed the Treasurer's Report, on this date, as presented, having taken reasonable steps to ensure its accuracy and based upon presentations of the Treasurer's Office approve the report, subject to the county auditor's review and request that it be filed with the official minutes of this meeting. {LGC 114.026(c)}


In addition, the below signatures affirm that the Treasurers' Report complies with statutes as referenced. {LGC 114.026(d)}

The affidavit must state the amount of the cash and other assets that are in the custody of the county treasurer at the time of the examination. {LGC 114.026(d)} **\$ 72,709,842.78** Month Ending Balance


County Judge Stephen C. Floyd


Commissioner Ralph Hoelscher - Pct. #1


Commissioner Sammy Farmer - Pct. #2


Commissioner Rick Bacon - Pct. #3


Commissioner Bill Ford - Pct. #4

Treasurer's Monthly Report
Prepared by Dianna Spieker, Tom Green County Treasurer

Section 1 – Fund Balances

Summary of Funds Page 1

Trial Balance for Cash Per Fund Page 5

Trial Balance for Investments Per Fund Page 21

Section 2 - Cash Flow

Interest Page 22

Bank Service Charge Page 24

Credit Card and Efile Accounts Page 25

Section 3 - Debt

Bond Indebtedness Page 26

Section 4 - Collateral

Wells Fargo Bank Collateral Page

Funds the Bank has pledged on behalf of Tom Green County, per the Bank Depository Bid.

Summary of Funds

Short Codes for Bank Accounts

OPER – Operating Bank Account
Bond – Debt Bank Account
CAFÉ – Cafeteria 125 IRS Trust
LPPF – Local Provider Participation Fund
ZP CAFÉ – Zesch Pickett Cafeteria
FORT – Forfeiture
JUV – Juvenile State Funds
CSCD – Adult State Funds
PAYL – Payroll
GRANT – Grant Funds
WIRE – Wire Clearing Account

Detailed by Type Monies Held by Treasurer Spieker

July 2022 Ending Balance

<u>Bank</u>							<u>Texpool</u>
<u>Account</u>	<u>#</u>	<u>FUND</u>	<u>TOTAL</u>	<u>Wells Fargo</u>	<u>Texas Class</u>	<u>CD's</u>	<u>TexpoolPrime</u>
OPER	001	GENERAL	39,141,662.93	1,570,291.35	17,209,490.59	12,824,097.62	7,537,783.37
OPER	005	R&B #1&3	672,695.04	672,695.04			
OPER	006	R&B #2&4	428,828.70	428,828.70			
CAFÉ	009	CAFÉ' TRUST	43,788.18	43,788.18			
OPER	010	CO. LAW LIBR.	122,883.73	122,883.73			
ZP	011	ZP-CAFÉ	2,500.00	2,500.00			
OPER	012	JCTF	(23,551.09)	(23,551.09)			
OPER	013	DC TECH	67,031.51	67,031.51			
OPER	014	LANG ACCESS	5,669.41	5,669.41			
OPER	015	LIBR DONATE	405,959.89	405,959.89			
OPER	016	RECORDS MGT-DC	11,959.40	11,959.40			
OPER	018	CRTHSE SEC	48,432.65	48,432.65			
OPER	019	CC/RM	57,696.64	57,696.64			
OPER	021	CIP DONATE	15,406.41	15,406.41			
OPER	022	BATES	82,025.65	82,025.65			
OPER	023	DIST/COUNTY TECH	18,021.71	18,021.71			
OPER	024	SPEC COURT	23,910.59	23,910.59			
OPER	025	COURT FAC FEE FUND	18,244.93	18,244.93			
OPER	026	SPEC REV TRIALS	750,000.00	750,000.00			
GRANT	027	TCDP	5.00	5.00			
OPER	028	TRU/Pre Diversion	95,578.73	95,578.73			
OPER	030	CC PRESERV	378,505.28	378,505.28			
OPER	031	CC	22,566.28	22,566.28			
OPER	032	CC ARCHIVE	324,156.03	324,156.03			
OPER	035	Child Abuse	127.93	127.93			
OPER	036	Third Crt of Appeals	919.77	919.77			
OPER	037	Justice Security	143,364.91	143,364.91			
OPER	038	WASTEWATER	525.00	525.00			
OPER	040	JUDICIAL ED & SUPPORT	1,381.56	1,381.56			
OPER	041	CA-Pretrial	69,864.64	69,864.64			
OPER	043	DA-Pretrial	89,657.52	89,657.52			
OPER	044	CRTRPTSV	22,806.19	22,806.19			



Detailed by Type Monies Held by Treasurer Spieker

July 2022 Ending Balance

<u>Bank</u>							<u>Texpool</u>
<u>Account</u>	<u>#</u>	<u>FUND</u>	<u>TOTAL</u>	<u>Wells Fargo</u>	<u>Texas Class</u>	<u>CD's</u>	<u>TexpoolPrime</u>
OPER	045	CO ATTY	3,701.87	3,701.87			
OPER	046	COUNTY JURY FUND	9,122.31	9,122.31			
OPER	047	JURY DONATE	204.00	204.00			
OPER	048	ELECT CNTRCT	116,667.86	116,667.86			
OPER	050	51ST D.A. ST	3,247.31	3,247.31			
OPER	051	LATERAL RDS	23,591.97	23,591.97			
FORT	052	51ST D.A.	687,439.89	687,439.89			
OPER	053	51ST DA OUTER CNTY	15,369.74	15,369.74			
LPPF	054	LPPF	2,834,613.05	2,834,613.05			
OPER	055	119TH DA ST	3,836.16	3,836.16			
OPER	056	STATE FEES-CIVIL	24,819.87	24,819.87			
FORT	058	119TH DA SPEC	22,643.71	22,643.71			
OPER	059	119TH DA OUTER CNTY	5,813.54	5,813.54			
CSCD	061	BIPP	2,801.07	2,801.07			
CSCD	062	AIC/CHAP PROGRAM	(46,671.91)	(46,671.91)			
CSCD	063	TAIP/CSC GRNT	81,398.35	81,398.35			
CSCD	064	D.T.P.	21,255.58	21,255.58			
CSCD	065	CSCD	1,393,796.86	1,393,796.86			
CSCD	066	CRTC	994,209.62	994,209.62			
CSCD	069	SUB. ABUSE	51,588.95	51,588.95			
OPER	071	ST & MPL FEES	19,081.56	19,081.56			
OPER	072	CCC	61,606.19	61,606.19			
OPER	073	GRAFFITI	637.76	637.76			
OPER	077	Unclaimed Property	31,963.60	31,963.60			
OPER	078	Bail Bond Board	787,634.62	100,000.00	227,634.62	460,000.00	
OPER	082	JUDICIAL-Dist/JP	37,392.71	37,392.71			
OPER	085	JUSTCT JP4 EQUIP	24,933.23	24,933.23			
BOND	089	2015 IS	175,536.49	175,536.49			
PAYL	095	PAYROLL	5,596.24	5,596.24			
OPER	097	LEOSE/Sheriff	18,236.47	18,236.47			
OPER	098	CRSFF	3,547.10	3,547.10			
OPER	100	CA LEOSE	1,155.34	1,155.34			

Detailed by Type Monies Held by Treasurer Spieker

July 2022 Ending Balance

<u>Bank</u>						<u>Texpool</u>
<u>Account</u>	<u>#</u>	<u>FUND</u>	<u>TOTAL</u>	<u>Wells Fargo</u>	<u>Texas Class</u>	<u>CD's</u>
						<u>TexpoolPrime</u>
OPER	102	Const 1 LEOSE	4,007.65	4,007.65		
OPER	103	Const 2 LEOSE	8,102.11	8,102.11		
OPER	104	Const 3 LEOSE	4,222.71	4,222.71		
OPER	105	Const 4 LEOSE	1,686.00	1,686.00		
CSCD	109	TCOMI	32,081.22	32,081.22		
OPER	110	JDPF	44,877.37	44,877.37		
OPER	111	CJ EXCESS	21,335.78	21,335.78		
OPER	112	JUV Restitution	499.10	499.10		
OPER	114	Child Safety	28,283.65	28,283.65		
CSCD	116	CRTC-Female	1,197,397.97	1,197,397.97		
OPER	117	JUV Unclaimed Rest	5,088.63	5,088.63		
PAYL	125	PAYL-Benefit	0.00	0.00		
CSCD	150	CCP	597.99	597.99		
CSCD	155	CCP	46,360.81	46,360.81		
CSCD	156	CCP	24,304.53	24,304.53		
CSCD	157	Pretrail Diversion	39,522.85	39,522.85		
FORT	401	Sheriff	231,186.17	231,186.17		
JUV	503	Com Cor/Reg	100,326.25	100,326.25		
JUV	504	IV-E Prog Reg	147,819.59	147,819.59		
JUV	508	PSJPO/REG/123	14,115.03	14,115.03		
JUV	509	PY INT/Reg	12,204.77	12,204.77		
JUV	517	IV-E Prog Int Coke	10,074.76	10,074.76		
JUV	542	TJJD Award	4,500.00	4,500.00		
JUV	560	Basic Probation	18,217.74	18,217.74		
JUV	561	Community Programs	8,796.85	8,796.85		
JUV	562	Prepost SDJ	(4,664.53)	(4,664.53)		
JUV	563	Prepost SDJ	4,433.00	4,433.00		
JUV	564	Services Regional	1,156.90	1,156.90		
JUV	570	Grant A Basic	15,270.23	15,270.23		
JUV	571	Grant A CP	23,292.34	23,292.34		
JUV	572	Grant A PPA	210,183.11	210,183.11		
JUV	573	Grant A CD	0.00	0.00		

3

Detailed by Type Monies Held by Treasurer Spieker

July 2022 Ending Balance

<u>Bank</u>	<u>Account</u>	<u>#</u>	<u>FUND</u>	<u>TOTAL</u>	<u>Wells Fargo</u>	<u>Texas Class</u>	<u>CD's</u>	<u>Texpool</u> <u>TexpoolPrime</u>
JUV	574	Grant A MH		23,447.40	23,447.40			
JUV	582	TYC		44,847.41	44,847.41			
JUV	583	IV-E Program		1,206,631.12	1,206,631.12			
JUV	595	GRANT M		3,285.41	3,285.41			
JUV	596	GRANT S		13,927.10	13,927.10			
JUV	597	IV-E Prog Int TGC		61,761.62	61,761.62			
JUV	599	PY INTEREST		7,575.49	7,575.49			
OPER	600	Mandated		(7,454.64)	(7,454.64)			
OPER	613	DA Grants		(19,396.46)	(19,396.46)			
OPER	622	CV PUB DEF		(716,909.26)	(716,909.26)			
OPER	625	CA Grants		(8,897.37)	(8,897.37)			
OPER	665	Adult PROB Grants		0.00	0.00			
OPER	654	Sheriff Grants		(10,541.18)	(10,541.18)			
OPER	699	Misc Block Grants		19,396,889.33	1,128,723.40	15,267,730.46		3,000,435.47
		TOTAL		\$72,709,842.78	\$ 16,182,670.65	\$32,704,855.67	\$13,284,097.62	\$10,538,218.84

0.00 Verify Balance Versus GL
 Net Zero **\$ 72,709,842.78**
11010 \$ 16,182,670.65
115 \$ 56,527,172.13**

Trial Balance

Cash	11010
Securities	11512
Certificates of Deposits	11513
Texas Class	11515
Texpool	11517
Texpool Prime	11518

ACCOUNT SUMMARY TRIAL BALANCE FOR FY22/JUL TO JUL

FUND 0001

ACCOUNT NAME	BEG. BALANCE	ORG	DEBITS	CREDITS	NET CHANGE	END BALANCE
0001 11010		0001				
CASH	3,794,385.64		8,957,365.06	11,181,459.35	-2,224,094.29	1,570,291.35
TOTALS FOR FUND 0001						
GENERAL FUND	3,794,385.64		8,957,365.06	11,181,459.35	-2,224,094.29	1,570,291.35
0005 ROAD & BRIDGE PRECINCT 1 & 3						
0005 11010		0005				
CASH	670,700.95		55,184.19	53,190.10	1,994.09	672,695.04
TOTALS FOR FUND 0005						
ROAD & BRIDGE PRECINCT 1 & 3	670,700.95		55,184.19	53,190.10	1,994.09	672,695.04
0006 ROAD & BRIDGE PRECINCT 2 & 4						
0006 11010		0006				
CASH	442,146.75		48,328.54	61,646.59	-13,318.05	428,828.70
TOTALS FOR FUND 0006						
ROAD & BRIDGE PRECINCT 2 & 4	442,146.75		48,328.54	61,646.59	-13,318.05	428,828.70
0009 CAFETERIA PLAN TRUST						
0009 11010		0009				
CASH	42,940.55		5,126.87	4,279.24	847.63	43,788.18
TOTALS FOR FUND 0009						
CAFETERIA PLAN TRUST	42,940.55		5,126.87	4,279.24	847.63	43,788.18
0010 COUNTY LAW LIBRARY						
0010 11010		0010				
CASH	122,118.17		6,286.39	5,520.83	765.56	122,883.73
TOTALS FOR FUND 0010						
COUNTY LAW LIBRARY	122,118.17		6,286.39	5,520.83	765.56	122,883.73
0011 CAFETERIA/ZP						
0011 11010		0011				
CASH	2,500.00		4,279.24	4,279.24	.00	2,500.00
TOTALS FOR FUND 0011						
CAFETERIA/ZP	2,500.00		4,279.24	4,279.24	.00	2,500.00
0012 JUSTICE COURT TECHNOLOGY						
0012 11010		0012				
CASH	-25,598.84		2,047.75	.00	2,047.75	-23,551.09
TOTALS FOR FUND 0012						
JUSTICE COURT TECHNOLOGY	-25,598.84		2,047.75	.00	2,047.75	-23,551.09
0013 DISTRICT CLERK TECHNOLOGY FUND						
0013 11010		0013				
CASH	67,014.14		17.37	.00	17.37	67,031.51

5

ACCOUNT SUMMARY TRIAL BALANCE FOR FY22/JUL TO JUL
 FUND 0014

ACCOUNT NAME	BEG. BALANCE	ORG	DEBITS	CREDITS	NET CHANGE	END BALANCE
TOTALS FOR FUND 0013						
DISTRICT CLERK TECHNOLOGY FUND	67,014.14		17.37	.00	17.37	67,031.51
0014 LANGUAGE ACCESS FUND						
0014 11010		0014				
CASH	4,511.39		1,165.56	7.54	1,158.02	5,669.41
TOTALS FOR FUND 0014						
LANGUAGE ACCESS FUND	4,511.39		1,165.56	7.54	1,158.02	5,669.41
0015 LIBRARY DONATIONS						
0015 11010		0015				
CASH	404,439.62		2,580.69	1,060.42	1,520.27	405,959.89
TOTALS FOR FUND 0015						
LIBRARY DONATIONS	404,439.62		2,580.69	1,060.42	1,520.27	405,959.89
0016 COUNTY RECORDS MGMT FUND						
0016 11010		0016				
CASH	11,947.48		11.92	.00	11.92	11,959.40
TOTALS FOR FUND 0016						
COUNTY RECORDS MGMT FUND	11,947.48		11.92	.00	11.92	11,959.40
0018 COURTHOUSE SECURITY						
0018 11010		0018				
CASH	42,737.59		6,333.18	638.12	5,695.06	48,432.65
TOTALS FOR FUND 0018						
COURTHOUSE SECURITY	42,737.59		6,333.18	638.12	5,695.06	48,432.65
0019 COUNTY RECORDS MANAGEMENT						
0019 11010		0019				
CASH	57,717.26		7,066.99	7,087.61	-20.62	57,696.64
TOTALS FOR FUND 0019						
COUNTY RECORDS MANAGEMENT	57,717.26		7,066.99	7,087.61	-20.62	57,696.64
0021 CRISIS INTERVENTION DONATIONS						
0021 11010		0021				
CASH	15,304.52		202.88	100.99	101.89	15,406.41
TOTALS FOR FUND 0021						
CRISIS INTERVENTION DONATIONS	15,304.52		202.88	100.99	101.89	15,406.41
0022 LIBRARY BATES FUND						
0022 11010		0022				
CASH	82,010.17		15.48	.00	15.48	82,025.65

6

TOM GREEN COUNTY



ACCOUNT SUMMARY TRIAL BALANCE FOR FY22/JUL TO JUL

FUND 0023

ACCOUNT NAME	BEG. BALANCE	ORG	DEBITS	CREDITS	NET CHANGE	END BALANCE
TOTALS FOR FUND 0022						
LIBRARY BATES FUND	82,010.17		15.48	.00	15.48	82,025.65
0023 DISTRICT/COUNTY CRT TECH FUND						
0023 11010		0023				
CASH	17,670.82		350.89	.00	350.89	18,021.71
TOTALS FOR FUND 0023						
DISTRICT/COUNTY CRT TECH FUND	17,670.82		350.89	.00	350.89	18,021.71
0024 SPECIALTY COURT						
0024 11010		0024				
CASH	22,221.23		1,693.48	4.12	1,689.36	23,910.59
TOTALS FOR FUND 0024						
SPECIALTY COURT	22,221.23		1,693.48	4.12	1,689.36	23,910.59
0025 COURT FACILITY FEE FUND						
0025 11010		0025				
CASH	14,725.89		3,519.04	.00	3,519.04	18,244.93
TOTALS FOR FUND 0025						
COURT FACILITY FEE FUND	14,725.89		3,519.04	.00	3,519.04	18,244.93
0026 SPECIAL VENUE TRIALS RESERVE						
0026 11010		0026				
CASH	750,000.00		141.55	141.55	.00	750,000.00
TOTALS FOR FUND 0026						
SPECIAL VENUE TRIALS RESERVE	750,000.00		141.55	141.55	.00	750,000.00
0027 TX COMMUNITY DEV BLOCK GRANT						
0027 11010		0027				
CASH	5.00		.00	.00	.00	5.00
TOTALS FOR FUND 0027						
TX COMMUNITY DEV BLOCK GRANT	5.00		.00	.00	.00	5.00
0028 TRUANCY PREVENTION & DIVERSION						
0028 11010		0028				
CASH	93,353.07		2,243.14	17.48	2,225.66	95,578.73
TOTALS FOR FUND 0028						
TRUANCY PREVENTION & DIVERSION	93,353.07		2,243.14	17.48	2,225.66	95,578.73
0030 CNTY CLERK PRESERV & ARCHIVE						
0030 11010		0030				
CASH	362,978.36		19,306.66	3,779.74	15,526.92	378,505.28

7

ACCOUNT SUMMARY TRIAL BALANCE FOR FY22/JUL TO JUL

FUND 0031

ACCOUNT NAME	BEG. BALANCE	ORG	DEBITS	CREDITS	NET CHANGE	END BALANCE
TOTALS FOR FUND 0030						
CNTY CLERK PRESERV & ARCHIVE	362,978.36		19,306.66	3,779.74	15,526.92	378,505.28
0031 GUARDIANSHIP FUND						
0031 11010		0031				
CASH	21,203.83		1,362.45	.00	1,362.45	22,566.28
TOTALS FOR FUND 0031						
GUARDIANSHIP FUND	21,203.83		1,362.45	.00	1,362.45	22,566.28
0032 CNTY CLERK ARCHIVE						
0032 11010		0032				
CASH	318,445.40		17,243.71	11,533.08	5,710.63	324,156.03
TOTALS FOR FUND 0032						
CNTY CLERK ARCHIVE	318,445.40		17,243.71	11,533.08	5,710.63	324,156.03
0035 CHILD ABUSE PREVENTION						
0035 11010		0035				
CASH	126.26		1.67	.00	1.67	127.93
TOTALS FOR FUND 0035						
CHILD ABUSE PREVENTION	126.26		1.67	.00	1.67	127.93
0036 THIRD COURT OF APPEALS						
0036 11010		0036				
CASH	1,879.54		895.07	1,854.84	-959.77	919.77
TOTALS FOR FUND 0036						
THIRD COURT OF APPEALS	1,879.54		895.07	1,854.84	-959.77	919.77
0037 JUSTICE COURT SECURITY						
0037 11010		0037				
CASH	141,119.18		2,245.73	.00	2,245.73	143,364.91
TOTALS FOR FUND 0037						
JUSTICE COURT SECURITY	141,119.18		2,245.73	.00	2,245.73	143,364.91
0038 WASTEWATER TREATMENT						
0038 11010		0038				
CASH	230.00		295.14	.14	295.00	525.00
TOTALS FOR FUND 0038						
WASTEWATER TREATMENT	230.00		295.14	.14	295.00	525.00
0040 JUDICIAL EDUCATION & SUPPORT						
0040 11010		0040				
CASH	1,161.79		219.77	.00	219.77	1,381.56

8

ACCOUNT SUMMARY TRIAL BALANCE FOR FY22/JUL TO JUL

FUND 0041

ACCOUNT NAME	BEG. BALANCE	ORG	DEBITS	CREDITS	NET CHANGE	END BALANCE
TOTALS FOR FUND 0040						
JUDICIAL EDUCATION & SUPPORT	1,161.79		219.77	.00	219.77	1,381.56
0041 CA PRETRIAL DIVERSION FUND						
0041 11010		0041				
CASH	69,155.84		3,012.52	2,303.72	708.80	69,864.64
TOTALS FOR FUND 0041						
CA PRETRIAL DIVERSION FUND	69,155.84		3,012.52	2,303.72	708.80	69,864.64
0043 DA PRETRIAL DIVERSION FUND						
0043 11010		0043				
CASH	88,539.43		4,016.30	2,898.21	1,118.09	89,657.52
TOTALS FOR FUND 0043						
DA PRETRIAL DIVERSION FUND	88,539.43		4,016.30	2,898.21	1,118.09	89,657.52
0044 COURT REPORTER SERVICE						
0044 11010		0044				
CASH	18,407.38		4,398.81	.00	4,398.81	22,806.19
TOTALS FOR FUND 0044						
COURT REPORTER SERVICE	18,407.38		4,398.81	.00	4,398.81	22,806.19
0045 COUNTY ATTY FEE						
0045 11010		0045				
CASH	3,522.18		650.69	471.00	179.69	3,701.87
TOTALS FOR FUND 0045						
COUNTY ATTY FEE	3,522.18		650.69	471.00	179.69	3,701.87
0046 COUNTY JURY FUND						
0046 11010		0046				
CASH	7,362.82		1,759.49	.00	1,759.49	9,122.31
TOTALS FOR FUND 0046						
COUNTY JURY FUND	7,362.82		1,759.49	.00	1,759.49	9,122.31
0047 JUROR DONATIONS						
0047 11010		0047				
CASH	1,500.00		132.28	1,428.28	-1,296.00	204.00
TOTALS FOR FUND 0047						
JUROR DONATIONS	1,500.00		132.28	1,428.28	-1,296.00	204.00
0048 ELECTION CONTRACT SERVICES						
0048 11010		0048				
CASH	103,976.53		17,175.87	4,484.54	12,691.33	116,667.86

9


ACCOUNT SUMMARY TRIAL BALANCE FOR FY22/JUL TO JUL

FUND 0050

ACCOUNT ACCOUNT NAME	BEG. BALANCE	ORG	DEBITS	CREDITS	NET CHANGE	END BALANCE
TOTALS FOR FUND 0048 ELECTION CONTRACT SERVICES	103,976.53		17,175.87	4,484.54	12,691.33	116,667.86
0050 51ST DISTRICT ATTY FEE 11010		0050				
CASH	3,165.72		81.59	.00	81.59	3,247.31
TOTALS FOR FUND 0050 51ST DISTRICT ATTY FEE	3,165.72		81.59	.00	81.59	3,247.31
0051 LATERAL ROAD 11010		0051				
CASH	23,587.32		4.65	.00	4.65	23,591.97
TOTALS FOR FUND 0051 LATERAL ROAD	23,587.32		4.65	.00	4.65	23,591.97
0052 51ST DISTRICT ATTY FORFEITURE 11010		0052				
CASH	690,034.84		131.13	2,726.08	-2,594.95	687,439.89
TOTALS FOR FUND 0052 51ST DISTRICT ATTY FORFEITURE	690,034.84		131.13	2,726.08	-2,594.95	687,439.89
0053 51ST DA OUTERCOUNTY 11010		0053				
CASH	13,496.72		3,377.60	1,504.58	1,873.02	15,369.74
TOTALS FOR FUND 0053 51ST DA OUTERCOUNTY	13,496.72		3,377.60	1,504.58	1,873.02	15,369.74
0054 LOCAL PROVIDER PARTICIPATION 11010		0054				
CASH	5,060,262.59		745.36	2,226,394.90	-2,225,649.54	2,834,613.05
TOTALS FOR FUND 0054 LOCAL PROVIDER PARTICIPATION	5,060,262.59		745.36	2,226,394.90	-2,225,649.54	2,834,613.05
0055 119TH DISTRICT ATTY FEE 11010		0055				
CASH	3,823.44		12.72	.00	12.72	3,836.16
TOTALS FOR FUND 0055 119TH DISTRICT ATTY FEE	3,823.44		12.72	.00	12.72	3,836.16
0056 CIVIL STATE FEES 11010		0056				
CASH	100,047.34		24,765.88	99,993.35	-75,227.47	24,819.87

10

TOM GREEN COUNTY



ACCOUNT SUMMARY TRIAL BALANCE FOR FY22/JUL TO JUL

FUND 0058

ACCOUNT ACCOUNT NAME	BEG. BALANCE	ORG	DEBITS	CREDITS	NET CHANGE	END BALANCE
TOTALS FOR FUND 0056						
CIVIL STATE FEES	100,047.34		24,765.88	99,993.35	-75,227.47	24,819.87
0058 119TH DISTRICT ATTY FORFEITURE						
0058 11010		0058				
CASH	24,502.30		4.70	1,863.29	-1,858.59	22,643.71
TOTALS FOR FUND 0058						
119TH DISTRICT ATTY FORFEITURE	24,502.30		4.70	1,863.29	-1,858.59	22,643.71
0059 119TH DA OUTERCOUNTY						
0059 11010		0059				
CASH	11,482.02		2.37	5,670.85	-5,668.48	5,813.54
TOTALS FOR FUND 0059						
119TH DA OUTERCOUNTY	11,482.02		2.37	5,670.85	-5,668.48	5,813.54
0061 BATTERING INTER & PREV PRGM						
0061 11010		0061				
CASH	7,651.72		93.96	4,944.61	-4,850.65	2,801.07
TOTALS FOR FUND 0061						
BATTERING INTER & PREV PRGM	7,651.72		93.96	4,944.61	-4,850.65	2,801.07
0062 AIC/ACC ADDITIONAL FUNDING						
0062 11010		0062				
CASH	-107,963.76		110,342.72	49,050.87	61,291.85	-46,671.91
TOTALS FOR FUND 0062						
AIC/ACC ADDITIONAL FUNDING	-107,963.76		110,342.72	49,050.87	61,291.85	-46,671.91
0063 CONCHO VALLEY TAIP						
0063 11010		0063				
CASH	98,244.26		962.95	17,808.86	-16,845.91	81,398.35
TOTALS FOR FUND 0063						
CONCHO VALLEY TAIP	98,244.26		962.95	17,808.86	-16,845.91	81,398.35
0064 CONCHO VALLEY DRUG COURT						
0064 11010		0064				
CASH	29,297.12		768.46	8,810.00	-8,041.54	21,255.58
TOTALS FOR FUND 0064						
CONCHO VALLEY DRUG COURT	29,297.12		768.46	8,810.00	-8,041.54	21,255.58
0065 CSCD BASIC SUPERVISION						
0065 11010		0065				
CASH	1,485,440.84		141,197.63	232,841.61	-91,643.98	1,393,796.86

11

ACCOUNT SUMMARY TRIAL BALANCE FOR FY22/JUL TO JUL

FUND 0066

ACCOUNT ACCOUNT NAME	BEG. BALANCE	ORG	DEBITS	CREDITS	NET CHANGE	END BALANCE
TOTALS FOR FUND 0065 CSCD BASIC SUPERVISION	1,485,440.84		141,197.63	232,841.61	-91,643.98	1,393,796.86
0066 CRTC MALE CCF						
0066 11010 CASH	1,231,890.30	0066	12,298.42	249,979.10	-237,680.68	994,209.62
TOTALS FOR FUND 0066 CRTC MALE CCF	1,231,890.30		12,298.42	249,979.10	-237,680.68	994,209.62
0069 SUBSTANCE ABUSE CASELOAD						
0069 11010 CASH	77,278.15	0069	11.14	25,700.34	-25,689.20	51,588.95
TOTALS FOR FUND 0069 SUBSTANCE ABUSE CASELOAD	77,278.15		11.14	25,700.34	-25,689.20	51,588.95
0071 STATE & MUNICIPAL FEES						
0071 11010 CASH	33,123.95	0071	17,243.86	31,286.25	-14,042.39	19,081.56
TOTALS FOR FUND 0071 STATE & MUNICIPAL FEES	33,123.95		17,243.86	31,286.25	-14,042.39	19,081.56
0072 CRIMINAL STATE FEES						
0072 11010 CASH	205,111.31	0072	55,089.71	198,594.83	-143,505.12	61,606.19
TOTALS FOR FUND 0072 CRIMINAL STATE FEES	205,111.31		55,089.71	198,594.83	-143,505.12	61,606.19
0073 GRAFFITI ERADICATION						
0073 11010 CASH	637.64	0073	.12	.00	.12	637.76
TOTALS FOR FUND 0073 GRAFFITI ERADICATION	637.64		.12	.00	.12	637.76
0077 UNCLAIMED PROPERTY FUND						
0077 11010 CASH	31,935.89	0077	33.89	6.18	27.71	31,963.60
TOTALS FOR FUND 0077 UNCLAIMED PROPERTY FUND	31,935.89		33.89	6.18	27.71	31,963.60
0078 BAIL BOND COLLATERAL						
0078 11010 CASH	80,000.00	0078	20,015.10	15.10	20,000.00	100,000.00

12

ACCOUNT SUMMARY TRIAL BALANCE FOR FY22/JUL TO JUL

FUND 0082

ACCOUNT NAME	BEG. BALANCE	ORG	DEBITS	CREDITS	NET CHANGE	END BALANCE
TOTALS FOR FUND 0078						
BAIL BOND COLLATERAL	80,000.00		20,015.10	15.10	20,000.00	100,000.00
0082 JUDICIAL EFFICIENCY						
0082 11010		0082				
CASH	37,027.90		1,742.75	1,377.94	364.81	37,392.71
TOTALS FOR FUND 0082						
JUDICIAL EFFICIENCY	37,027.90		1,742.75	1,377.94	364.81	37,392.71
0085 JUSTICE COURT SUPPORT FUND						
0085 11010		0085				
CASH	20,101.35		5,313.99	482.11	4,831.88	24,933.23
TOTALS FOR FUND 0085						
JUSTICE COURT SUPPORT FUND	20,101.35		5,313.99	482.11	4,831.88	24,933.23
0089 COB INTEREST & SINKING						
0089 11010		0089				
CASH	1,288,034.60		26,958.14	1,139,456.25	-1,112,498.11	175,536.49
TOTALS FOR FUND 0089						
COB INTEREST & SINKING	1,288,034.60		26,958.14	1,139,456.25	-1,112,498.11	175,536.49
0095 PAYROLL						
0095 11010		0095				
CASH	5,565.62		6,587,383.83	6,587,353.21	30.62	5,596.24
TOTALS FOR FUND 0095						
PAYROLL	5,565.62		6,587,383.83	6,587,353.21	30.62	5,596.24
0097 SHERIFF LEOSE						
0097 11010		0097				
CASH	20,710.98		11.94	2,486.45	-2,474.51	18,236.47
TOTALS FOR FUND 0097						
SHERIFF LEOSE	20,710.98		11.94	2,486.45	-2,474.51	18,236.47
0098 CHILD RESTRAINT STATE FEE						
0098 11010		0098				
CASH	3,547.10		.64	.64	.00	3,547.10
TOTALS FOR FUND 0098						
CHILD RESTRAINT STATE FEE	3,547.10		.64	.64	.00	3,547.10
0100 COUNTY ATTORNEY LEOSE						
0100 11010		0100				
CASH	1,155.12		.22	.00	.22	1,155.34

13

ACCOUNT SUMMARY TRIAL BALANCE FOR FY22/JUL TO JUL

FUND 0102

ACCOUNT NAME	BEG. BALANCE	ORG	DEBITS	CREDITS	NET CHANGE	END BALANCE
TOTALS FOR FUND 0100 COUNTY ATTORNEY LEOSE	1,155.12		.22	.00	.22	1,155.34
0102 CONSTABLE #1 LEOSE						
0102 11010		0102				
CASH	4,006.89		.76	.00	.76	4,007.65
TOTALS FOR FUND 0102 CONSTABLE #1 LEOSE	4,006.89		.76	.00	.76	4,007.65
0103 CONSTABLE #2 LEOSE						
0103 11010		0103				
CASH	8,996.41		1.70	896.00	-894.30	8,102.11
TOTALS FOR FUND 0103 CONSTABLE #2 LEOSE	8,996.41		1.70	896.00	-894.30	8,102.11
0104 CONSTABLE #3 LEOSE						
0104 11010		0104				
CASH	4,221.91		.80	.00	.80	4,222.71
TOTALS FOR FUND 0104 CONSTABLE #3 LEOSE	4,221.91		.80	.00	.80	4,222.71
0105 CONSTABLE #4 LEOSE						
0105 11010		0105				
CASH	1,685.68		.32	.00	.32	1,686.00
TOTALS FOR FUND 0105 CONSTABLE #4 LEOSE	1,685.68		.32	.00	.32	1,686.00
0109 MHI SPEC NEEDS OFFENDER						
0109 11010		0109				
CASH	39,565.68		7.10	7,491.56	-7,484.46	32,081.22
TOTALS FOR FUND 0109 MHI SPEC NEEDS OFFENDER	39,565.68		7.10	7,491.56	-7,484.46	32,081.22
0110 JUVENILE DEFERRED PROCESSING						
0110 11010		0110				
CASH	44,568.97		308.40	.00	308.40	44,877.37
TOTALS FOR FUND 0110 JUVENILE DEFERRED PROCESSING	44,568.97		308.40	.00	308.40	44,877.37
0111 EXCESS CONTRIBUTIONS						
0111 11010		0111				
CASH	21,753.79		4.11	422.12	-418.01	21,335.78

14

ACCOUNT SUMMARY TRIAL BALANCE FOR FY22/JUL TO JUL

FUND 0112

ACCOUNT ACCOUNT NAME	BEG. BALANCE	ORG	DEBITS	CREDITS	NET CHANGE	END BALANCE
TOTALS FOR FUND 0111 EXCESS CONTRIBUTIONS	21,753.79		4.11	422.12	-418.01	21,335.78
0112 JUVENILE RESTITUTION						
0112 11010		0112				
CASH	671.05		262.14	434.09	-171.95	499.10
TOTALS FOR FUND 0112 JUVENILE RESTITUTION	671.05		262.14	434.09	-171.95	499.10
0114 CHILD SAFETY FEE COUNTY SHARE						
0114 11010		0114				
CASH	26,176.63		2,107.02	.00	2,107.02	28,283.65
TOTALS FOR FUND 0114 CHILD SAFETY FEE COUNTY SHARE	26,176.63		2,107.02	.00	2,107.02	28,283.65
0116 CRTC FEMALE CCF						
0116 11010		0116				
CASH	1,487,554.57		10,457.81	300,614.41	-290,156.60	1,197,397.97
TOTALS FOR FUND 0116 CRTC FEMALE CCF	1,487,554.57		10,457.81	300,614.41	-290,156.60	1,197,397.97
0117 JUVENILE UNCLAIMED RESTITUTION						
0117 11010		0117				
CASH	5,087.58		1.05	.00	1.05	5,088.63
TOTALS FOR FUND 0117 JUVENILE UNCLAIMED RESTITUTION	5,087.58		1.05	.00	1.05	5,088.63
0125 TGC BENEFITS TRUST						
0125 11010		0125				
CASH	.00		435,146.54	435,146.54	.00	.00
TOTALS FOR FUND 0125 TGC BENEFITS TRUST	.00		435,146.54	435,146.54	.00	.00
0150 COMMUNITY RE-ENRICHMENT WORK						
0150 11010		0150				
CASH	14,452.38		2.37	13,856.76	-13,854.39	597.99
TOTALS FOR FUND 0150 COMMUNITY RE-ENRICHMENT WORK	14,452.38		2.37	13,856.76	-13,854.39	597.99
0155 DOMESTIC VIOLENCE CASELOAD						
0155 11010		0155				
CASH	51,815.86		8.27	5,463.32	-5,455.05	46,360.81

15

ACCOUNT SUMMARY TRIAL BALANCE FOR FY22/JUL TO JUL

FUND 0156

ACCOUNT ACCOUNT NAME	BEG. BALANCE	ORG	DEBITS	CREDITS	NET CHANGE	END BALANCE
TOTALS FOR FUND 0155						
DOMESTIC VIOLENCE CASELOAD	51,815.86		8.27	5,463.32	-5,455.05	46,360.81
0156 SEX OFFENDER COUNSELING						
0156 11010		0156				
CASH	31,642.29		2,001.85	9,339.61	-7,337.76	24,304.53
TOTALS FOR FUND 0156						
SEX OFFENDER COUNSELING	31,642.29		2,001.85	9,339.61	-7,337.76	24,304.53
0157 PRETRIAL DIVERSION PROGRAM						
0157 11010		0157				
CASH	52,980.74		9.96	13,467.85	-13,457.89	39,522.85
TOTALS FOR FUND 0157						
PRETRIAL DIVERSION PROGRAM	52,980.74		9.96	13,467.85	-13,457.89	39,522.85
0401 SHERIFF FORFEITURE						
0401 11010		0401				
CASH	231,267.70		43.72	125.25	-81.53	231,186.17
TOTALS FOR FUND 0401						
SHERIFF FORFEITURE	231,267.70		43.72	125.25	-81.53	231,186.17
0500 STATE AID REGIONAL						
0500 11010		0500				
CASH	.00		97,932.09	97,932.09	.00	.00
TOTALS FOR FUND 0500						
STATE AID REGIONAL	.00		97,932.09	97,932.09	.00	.00
0503 COMM CORRECTIONS LOCAL						
0503 11010		0503				
CASH	102,692.72		20.16	2,386.63	-2,366.47	100,326.25
TOTALS FOR FUND 0503						
COMM CORRECTIONS LOCAL	102,692.72		20.16	2,386.63	-2,366.47	100,326.25
0504 TITLE IV E REGIONAL						
0504 11010		0504				
CASH	147,819.59		28.90	28.90	.00	147,819.59
TOTALS FOR FUND 0504						
TITLE IV E REGIONAL	147,819.59		28.90	28.90	.00	147,819.59
0508 TYC REGIONAL						
0508 11010		0508				
CASH	14,115.03		2.76	2.76	.00	14,115.03

116

ACCOUNT SUMMARY TRIAL BALANCE FOR FY22/JUL TO JUL

FUND 0509

ACCOUNT ACCOUNT NAME	BEG. BALANCE	ORG	DEBITS	CREDITS	NET CHANGE	END BALANCE
TOTALS FOR FUND 0508						
TYC REGIONAL	14,115.03		2.76	2.76	.00	14,115.03
0509 PRIOR YR INTEREST REGIONAL						
0509 11010		0509				
CASH	12,173.84		30.93	.00	30.93	12,204.77
TOTALS FOR FUND 0509						
PRIOR YR INTEREST REGIONAL	12,173.84		30.93	.00	30.93	12,204.77
0517 TITLE IV E INT COKE						
0517 11010		0517				
CASH	10,045.86		28.90	.00	28.90	10,074.76
TOTALS FOR FUND 0517						
TITLE IV E INT COKE	10,045.86		28.90	.00	28.90	10,074.76
0542 TJJD AWARD						
0542 11010		0542				
CASH	.00		4,500.00	.00	4,500.00	4,500.00
TOTALS FOR FUND 0542						
TJJD AWARD	.00		4,500.00	.00	4,500.00	4,500.00
0560 BASIC PROBATION SERVICES-REG						
0560 11010		0560				
CASH	20,799.67		8,708.14	11,290.07	-2,581.93	18,217.74
TOTALS FOR FUND 0560						
BASIC PROBATION SERVICES-REG	20,799.67		8,708.14	11,290.07	-2,581.93	18,217.74
0561 COMMUNITY PROGRAMS-REGIONAL						
0561 11010		0561				
CASH	10,007.84		3,578.46	4,789.45	-1,210.99	8,796.85
TOTALS FOR FUND 0561						
COMMUNITY PROGRAMS-REGIONAL	10,007.84		3,578.46	4,789.45	-1,210.99	8,796.85
0562 PRE & POST ADJUDICATION - REG						
0562 11010		0562				
CASH	-7,434.53		2,770.00	.00	2,770.00	-4,664.53
TOTALS FOR FUND 0562						
PRE & POST ADJUDICATION - REG	-7,434.53		2,770.00	.00	2,770.00	-4,664.53
0563 COMMITMENT DIVERSION - REG						
0563 11010		0563				
CASH	4,433.00		.87	.87	.00	4,433.00

17

ACCOUNT SUMMARY TRIAL BALANCE FOR FY22/JUL TO JUL

FUND 0564

ACCOUNT NAME	BEG. BALANCE	ORG	DEBITS	CREDITS	NET CHANGE	END BALANCE
TOTALS FOR FUND 0563						
COMMITMENT DIVERSION - REG	4,433.00		.87	.87	.00	4,433.00
0564 MENTAL HEALTH SERVICES - REG						
0564 11010		0564				
CASH	1,478.23		933.16	1,254.49	-321.33	1,156.90
TOTALS FOR FUND 0564						
MENTAL HEALTH SERVICES - REG	1,478.23		933.16	1,254.49	-321.33	1,156.90
0570 BASIC PROBATION SUPERVISION						
0570 11010		0570				
CASH	13,228.04		8,690.52	6,648.33	2,042.19	15,270.23
TOTALS FOR FUND 0570						
BASIC PROBATION SUPERVISION	13,228.04		8,690.52	6,648.33	2,042.19	15,270.23
0571 COMMUNITY PROGRAMS						
0571 11010		0571				
CASH	31,727.11		13,669.27	22,104.04	-8,434.77	23,292.34
TOTALS FOR FUND 0571						
COMMUNITY PROGRAMS	31,727.11		13,669.27	22,104.04	-8,434.77	23,292.34
0572 PRE & POST ADJUDICATION						
0572 11010		0572				
CASH	198,263.44		38,979.99	27,060.32	11,919.67	210,183.11
TOTALS FOR FUND 0572						
PRE & POST ADJUDICATION	198,263.44		38,979.99	27,060.32	11,919.67	210,183.11
0573 COMMITMENT DIVERSION						
0573 11010		0573				
CASH	1,131.01		1,378.30	2,509.31	-1,131.01	.00
TOTALS FOR FUND 0573						
COMMITMENT DIVERSION	1,131.01		1,378.30	2,509.31	-1,131.01	.00
0574 MENTAL HEALTH SERVICES						
0574 11010		0574				
CASH	21,819.01		4,993.54	3,365.15	1,628.39	23,447.40
TOTALS FOR FUND 0574						
MENTAL HEALTH SERVICES	21,819.01		4,993.54	3,365.15	1,628.39	23,447.40
0582 TYC TGC PAROLE SERVICES						
0582 11010		0582				
CASH	44,470.55		684.69	307.83	376.86	44,847.41

18

ACCOUNT SUMMARY TRIAL BALANCE FOR FY22/JUL TO JUL

FUND 0583

ACCOUNT ACCOUNT NAME	BEG. BALANCE	ORG	DEBITS	CREDITS	NET CHANGE	END BALANCE
TOTALS FOR FUND 0582						
TYC TGC PAROLE SERVICES	44,470.55		684.69	307.83	376.86	44,847.41
0583 TITLE IV E TGC						
0583 11010		0583				
CASH	1,208,518.24		236.21	2,123.33	-1,887.12	1,206,631.12
TOTALS FOR FUND 0583						
TITLE IV E TGC	1,208,518.24		236.21	2,123.33	-1,887.12	1,206,631.12
0595 SPECIAL NEEDS DIVERSIONARY PRM						
0595 11010		0595				
CASH	4,166.97		2,661.44	3,543.00	-881.56	3,285.41
TOTALS FOR FUND 0595						
SPECIAL NEEDS DIVERSIONARY PRM	4,166.97		2,661.44	3,543.00	-881.56	3,285.41
0596 PIDPP - GRANT "S"						
0596 11010		0596				
CASH	14,797.35		6,095.68	6,965.93	-870.25	13,927.10
TOTALS FOR FUND 0596						
PIDPP - GRANT "S"	14,797.35		6,095.68	6,965.93	-870.25	13,927.10
0597 TITLE IV E INT TGC						
0597 11010		0597				
CASH	61,525.41		236.21	.00	236.21	61,761.62
TOTALS FOR FUND 0597						
TITLE IV E INT TGC	61,525.41		236.21	.00	236.21	61,761.62
0599 PRIOR YR INTEREST TGC						
0599 11010		0599				
CASH	7,517.90		57.59	.00	57.59	7,575.49
TOTALS FOR FUND 0599						
PRIOR YR INTEREST TGC	7,517.90		57.59	.00	57.59	7,575.49
0600 REIM FOR MANDATED FUNDING						
0600 11010		0600				
CASH	-17,041.49		66,289.89	56,703.04	9,586.85	-7,454.64
TOTALS FOR FUND 0600						
REIM FOR MANDATED FUNDING	-17,041.49		66,289.89	56,703.04	9,586.85	-7,454.64
0613 DISTRICT ATTY GRANTS						
0613 11010		0613				
CASH	-16,705.39		7,141.83	9,832.90	-2,691.07	-19,396.46

19

ACCOUNT SUMMARY TRIAL BALANCE FOR FY22/JUL TO JUL

FUND 0622

ACCOUNT ACCOUNT NAME	BEG. BALANCE	ORG	DEBITS	CREDITS	NET CHANGE	END BALANCE
TOTALS FOR FUND 0613						
DISTRICT ATTY GRANTS	-16,705.39		7,141.83	9,832.90	-2,691.07	-19,396.46
0622 CONCHO VALLEY PUBLIC DEFENDER						
0622 11010		0622				
CASH	-389,390.45		95,079.94	422,598.75	-327,518.81	-716,909.26
TOTALS FOR FUND 0622						
CONCHO VALLEY PUBLIC DEFENDER	-389,390.45		95,079.94	422,598.75	-327,518.81	-716,909.26
0625 COUNTY ATTY GRANTS						
0625 11010		0625				
CASH	-6,748.58		3,374.29	5,523.08	-2,148.79	-8,897.37
TOTALS FOR FUND 0625						
COUNTY ATTY GRANTS	-6,748.58		3,374.29	5,523.08	-2,148.79	-8,897.37
0654 SHERIFF GRANTS						
0654 11010		0654				
CASH	-36,352.56		32,908.08	7,096.70	25,811.38	-10,541.18
TOTALS FOR FUND 0654						
SHERIFF GRANTS	-36,352.56		32,908.08	7,096.70	25,811.38	-10,541.18
0699 BLOCK GRANTS						
0699 11010		0699				
CASH	1,191,174.68		562,037.66	624,488.94	-62,451.28	1,128,723.40
TOTALS FOR FUND 0699						
BLOCK GRANTS	1,191,174.68		562,037.66	624,488.94	-62,451.28	1,128,723.40
REPORT TOTALS	22,926,332.94		17,598,685.26	24,342,347.55	-6,743,662.29	16,182,670.65

** END OF REPORT - Generated by DIANNA SPIEKER **

20

ACCOUNT SUMMARY TRIAL BALANCE FOR FY22/JUL TO JUL

FUND 0001

ACCOUNT ACCOUNT NAME	BEG. BALANCE	ORG	DEBITS	CREDITS	NET CHANGE	END BALANCE
0001 11513 CERTIFICATE OF DEPOSITS	3,436,125.01	0001	2,310.41	337.80	1,972.61	3,438,097.62
0001 11513 WELLS CERTIFICATE OF DEPOSITS	6,911,000.00	0001	2,475,000.00	.00	2,475,000.00	9,386,000.00
0001 11515 TEXAS CLASS	21,117,349.64	0001	61,846.00	3,969,705.05	-3,907,859.05	17,209,490.59
0001 11517 TEXPOOL INVESTMENTS	2,257,696.01	0001	3,574.11	.00	3,574.11	2,261,270.12
0001 11518 TEXPOOL PRIME INVESTMENTS	5,268,336.90	0001	8,176.35	.00	8,176.35	5,276,513.25
TOTALS FOR FUND 0001						
GENERAL FUND	38,990,507.56		2,550,906.87	3,970,042.85	-1,419,135.98	37,571,371.58
0078 BAIL BOND COLLATERAL						
0078 11513 CERTIFICATE OF DEPOSITS	460,000.00	0078	.00	.00	.00	460,000.00
0078 11515 CLEAR TEXAS CLASS	200,322.13	0078	381.40	190.70	190.70	200,512.83
0078 11515 JENKI TEXAS CLASS	20,032.81	0078	38.12	20,019.06	-19,980.94	51.87
0078 11515 QUICK TEXAS CLASS	27,044.16	0078	51.52	25.76	25.76	27,069.92
TOTALS FOR FUND 0078						
BAIL BOND COLLATERAL	707,399.10		471.04	20,235.52	-19,764.48	687,634.62
0699 BLOCK GRANTS						
0699 11515 21011 TEXAS CLASS	15,825,701.81	0699	.00	557,971.35	-557,971.35	15,267,730.46
0699 11518 21011 TEXPOOL PRIME INVESTMENTS	3,000,435.47	0699	.00	.00	.00	3,000,435.47
TOTALS FOR FUND 0699						
BLOCK GRANTS	18,826,137.28		.00	557,971.35	-557,971.35	18,268,165.93
REPORT TOTALS	58,524,043.94		2,551,377.91	4,548,249.72	-1,996,871.81	56,527,172.13

** END OF REPORT - Generated by DIANNA SPIEKER **

21

Interest Earned

Bank Service Charge

Credit Card Balance

Electronic Filing Balance

08/08/2022
16:49:07

TOM GREEN COUNTY
FY22 YEAR TO DATE INTEREST EARNINGS

PAGE 1
glflxrpt

FROM 2022 01 TO 2022 13

	ORIGINAL APPROP	TRANFRS/ ADJSTMTS	REVISED BUDGET	ACTUALS	ENCUMBRANCES	AVAILABLE BUDGET	PCT USED
43701 DEPOSITORY INTEREST	22,655	0	22,655	35,565.18	.00	-12,910.18	157.0%
TOTAL REVENUES	22,655	0	22,655	35,565.18	.00	-12,910.18	
43703 CERTIFICATE OF DEPOSIT INTERES	30,000	0	30,000	13,939.68	.00	16,060.32	46.5%
TOTAL REVENUES	30,000	0	30,000	13,939.68	.00	16,060.32	
43705 TEXAS CLASS INTEREST	23,900	0	23,900	133,542.86	.00	-109,642.86	558.8%
TOTAL REVENUES	23,900	0	23,900	133,542.86	.00	-109,642.86	
43707 TEXPOOL INTEREST	5,000	0	5,000	12,184.85	.00	-7,184.85	243.7%
TOTAL REVENUES	5,000	0	5,000	12,184.85	.00	-7,184.85	
43708 TEXPOOL PRIME INTEREST	3,500	0	3,500	33,473.50	.00	-29,973.50	956.4%
TOTAL REVENUES	3,500	0	3,500	33,473.50	.00	-29,973.50	
43712 MINERAL INTEREST	500	0	500	300.01	.00	199.99	60.0%
TOTAL REVENUES	500	0	500	300.01	.00	199.99	
GRAND TOTAL	85,555	0	85,555	229,006.08	.00	-143,451.08	267.7%

22

Wells Fargo (Oper)**Texas Class (Average Yield)**

Interest Earned (Posted)	Interest Rate (Posted)	Interest Variance (Posted)	Fiscal	Interest Earned	Interest Rate	Interest Variance
\$ 1,216.36	0.1600%		Oct-21	\$ 715.33	0.0435%	
\$ 1,014.08	0.1600%	0.0000%	Nov-21	\$ 811.35	0.0539%	0.0104%
\$ 1,308.43	0.1600%	0.0000%	Dec-21	\$ 1,077.16	0.0692%	0.0153%
\$ 1,781.44	0.1600%	0.0000%	Jan-22	\$ 1,775.19	0.0965%	0.0273%
\$ 1,715.04	0.1600%	0.0000%	Feb-22	\$ 2,741.56	0.1229%	0.0264%
\$ 1,503.93	0.1600%	0.0000%	Mar-22	\$ 8,041.54	0.2857%	0.1628%
\$ 1,485.24	0.1600%	0.0000%	Apr-22	\$ 13,320.53	0.4720%	0.1863%
\$ 1,274.74	0.1600%	0.0000%	May-22	\$ 22,244.40	0.8130%	0.3410%
\$ 1,752.71	0.2300%	0.0700%	Jun-22	\$ 34,169.60	1.1577%	0.3447%
\$ -	0.4000%	0.0000%	Jul-22	\$ 48,646.20	1.6392%	0.4815%
\$ -	0.0000%	0.0000%	Aug-22	\$ -	0.0000%	0.0000%
\$ -	0.0000%	0.0000%	Sep-22	\$ -	0.0000%	0.0000%
\$ 13,051.97	0.1910%		TTD	\$ 133,542.86	0.4754%	

* Wells Fargo Interest is only for the OPER Account - the Munis detail will include all bank accounts

Texpool (Avg NAV Monthly Rate)**Texpool Prime (Avg NAV Mthly Rate)**

Interest Earned	Interest Rate	Interest Variance		Interest Earned	Interest Rate	Interest Variance
\$ 157.81	0.0353%		Oct-21	\$ 431.23	0.0615%	
\$ 164.08	0.0381%	0.0028%	Nov-21	\$ 448.91	0.0663%	0.0048%
\$ 167.55	0.0376%	-0.0005%	Dec-21	\$ 633.58	0.0904%	0.0241%
\$ 167.57	0.0376%	0.0000%	Jan-22	\$ 684.14	0.0975%	0.0071%
\$ 254.65	0.0632%	0.0256%	Feb-22	\$ 720.27	0.1137%	0.0162%
\$ 685.46	0.1536%	0.0904%	Mar-22	\$ 1,905.09	0.2716%	0.1579%
\$ 1,313.79	0.3042%	0.1506%	Apr-22	\$ 3,016.09	0.4443%	0.1727%
\$ 2,779.53	0.6228%	0.3186%	May-22	\$ 5,701.98	0.8125%	0.3682%
\$ 3,571.11	0.9996%	0.0000%	Jun-22	\$ 8,176.35	0.9996%	0.0000%
\$ 2,920.30	0.9996%	0.0000%	Jul-22	\$ 11,755.86	0.9994%	0.0000%
\$ -	0.0000%	0.0000%	Aug-22	\$ -	0.0000%	0.0000%
\$ -	0.0000%	0.0000%	Sep-22	\$ -	0.0000%	0.0000%
\$ 12,181.85	0.3292%		TTD	\$ 33,473.50	0.3957%	

08/08/2022
15:07:37

TOM GREEN COUNTY
BANK SERVICE CHARGES

PAGE 1
glfixrpt

FROM 2022 01 TO 2022 13

	ORIGINAL APPROP	TRANFRS/ ADJSTMTS	REVISED BUDGET	ACTUALS	ENCUMBRANCES	AVAILABLE BUDGET	PCT USED
70444 BANK SVC CHARGES	40,000	0	40,000	23,647.85	.00	16,352.15	59.1%
TOTAL EXPENSES	40,000	0	40,000	23,647.85	.00	16,352.15	
GRAND TOTAL	40,000	0	40,000	23,647.85	.00	16,352.15	59.1%

24

ACCOUNT SUMMARY TRIAL BALANCE FOR FY22/JUL TO JUL

FUND 0001

ACCOUNT ACCOUNT NAME	BEG. BALANCE	ORG	DEBITS	CREDITS	NET CHANGE	END BALANCE
0001 11703 COUNTY CLERK CREDIT CARD	7,416.08	0001	45,817.00	41,662.90	4,154.10	11,570.18
0001 11714 DISTRICT CLERK CREDIT CARD	836.55	0001	15,007.03	14,723.34	283.69	1,120.24
0001 11715 JP1 CREDIT CARD CLEARING ACCT	300.51	0001	6,832.50	5,855.00	977.50	1,278.01
0001 11716 JP2 CREDIT CARD CLEARING ACCT	5,927.78	0001	61,089.05	59,410.40	1,678.65	7,606.43
0001 11717 JP3 CREDIT CARD CLEARING ACCT	2,171.17	0001	14,305.50	14,355.00	-49.50	2,121.67
0001 11718 JP4 CREDIT CARD CLEARING ACCT	1,553.76	0001	12,009.30	10,408.00	1,601.30	3,155.06
0001 11723 COUNTY CLERK EFILE ACCOUNT	5,335.00	0001	15,631.00	18,035.00	-2,404.00	2,931.00
0001 11724 DISTRICT CLERK EFILE ACCOUNT	870.00	0001	15,133.00	13,128.00	2,005.00	2,875.00
0001 11725 JP#1 EFILE ACCOUNT	5.00	0001	.00	.00	.00	5.00
0001 11726 JP#2 EFILE ACCOUNT	5.00	0001	.00	.00	.00	5.00
0001 11727 JP#3 EFILE ACCOUNT	5.00	0001	.00	.00	.00	5.00
0001 11728 JP#4 EFILE ACCOUNT	5.00	0001	819.00	731.00	88.00	93.00
0001 11750 ACH/WIRE BANK ACCOUNT IRS	5.00	0001	93.00	93.00	.00	5.00
0001 11780 LIBRARY CREDIT CARD CLEARING	452.97	0001	2,489.07	2,441.22	47.85	500.82
00010360 11733 RESEARCH TX CLEARING - CC	5.00	00010360	57.00	57.00	.00	5.00
00010360 11734 RESEARCH TX CLEARING - DC	5.00	00010360	99.40	99.40	.00	5.00
TOTALS FOR FUND 0001						
GENERAL FUND	24,898.82		189,381.85	180,999.26	8,382.59	33,281.41
REPORT TOTALS	24,898.82		189,381.85	180,999.26	8,382.59	33,281.41
*** END OF REPORT - Generated by DIANNA SPIEKER ***						

25

Bond Indebtedness

Tax Notes

Certificate of Obligation Series 2015	42,040,000.00
Certificate of Obligation Series 2017	8,030,000.00
Certificate of Obligation Series 2018	7,010,000.00

*Principal paid annually, February 1st

TOM GREEN COUNTY INDEBTEDNESS

July 2022 Ending Balance

TOM GREEN COUNTY INDEBTEDNESS

15 Certificate of Obligation

FUND 089 CERTIFICATE OF OBLIGATION SERIES 2015

3.54075300% (Net Eff Int Rate - Texas Vernon's)

ORIGINAL DEBT ISSUED \$50,000,000.00

PREVIOUS BALANCE OUTSTANDING	PRINCIPAL PAYMENT DUE	CURRENT BALANCE OUTSTANDING	SCHEDULED DUE DATE	
50,000,000.00	\$0.00	50,000,000.00	01-Feb-16	
50,000,000.00	\$0.00	50,000,000.00	01-Feb-17	
50,000,000.00	\$1,365,000.00	48,635,000.00	01-Feb-18	<u>PAID</u>
48,635,000.00	\$1,525,000.00	47,110,000.00	01-Feb-19	<u>PAID</u>
47,110,000.00	\$1,605,000.00	45,505,000.00	01-Feb-20	<u>PAID</u>
45,505,000.00	\$1,690,000.00	43,815,000.00	01-Feb-21	<u>PAID</u>
43,815,000.00	\$1,775,000.00	42,040,000.00	01-Feb-22	<u>PAID</u>
42,040,000.00	\$1,865,000.00	40,175,000.00	01-Feb-23	
40,175,000.00	\$1,940,000.00	38,235,000.00	01-Feb-24	
38,235,000.00	\$2,020,000.00	36,215,000.00	01-Feb-25	
36,215,000.00	\$2,125,000.00	34,090,000.00	01-Feb-26	
34,090,000.00	\$2,235,000.00	31,855,000.00	01-Feb-27	
31,855,000.00	\$2,325,000.00	29,530,000.00	01-Feb-28	
29,530,000.00	\$2,420,000.00	27,110,000.00	01-Feb-29	
27,110,000.00	\$2,520,000.00	24,590,000.00	01-Feb-30	
24,590,000.00	\$2,630,000.00	21,960,000.00	01-Feb-31	
21,960,000.00	\$2,765,000.00	19,195,000.00	01-Feb-32	
19,195,000.00	\$2,880,000.00	16,315,000.00	01-Feb-33	
16,315,000.00	\$2,995,000.00	13,320,000.00	01-Feb-34	
13,320,000.00	\$3,130,000.00	10,190,000.00	01-Feb-35	
10,190,000.00	\$3,270,000.00	6,920,000.00	01-Feb-36	
6,920,000.00	\$3,395,000.00	3,525,000.00	01-Feb-37	
3,525,000.00	\$3,525,000.00	0.00	01-Feb-38	

* PRINCIPAL PAYMENTS DUE ANNUALLY ON THE 1st DAY OF FEBRUARY. ACTUALLY PAID EVERY JANUARY

** INTEREST PAYMENTS ARE DUE SEMI-ANNUALLY ON THE 1st DAY OF FEBRUARY AND AUGUST

TOM GREEN COUNTY INDEBTEDNESS

July 2022 Ending Balance

FUND 089 COMBINATION TAX & LIMITED SURPLUS REVENUE CERTIFICATES OF OBLIGATION ,SERIES 2017

Cusip Prefix 889642

PREVIOUS BALANCE OUTSTANDING	PRINCIPAL PAYMENT DUE	CURRENT BALANCE OUTSTANDING	SCHEDULED DUE DATE	
9,515,000.00	\$0.00	9,515,000.00	01-Feb-17	
9,515,000.00	\$170,000.00	9,345,000.00	01-Feb-18 GJ7	PAID
9,345,000.00	\$305,000.00	9,040,000.00	01-Feb-19 GK4	PAID
9,040,000.00	\$310,000.00	8,730,000.00	01-Feb-20 GL2	PAID
8,730,000.00	\$345,000.00	8,385,000.00	01-Feb-21 GM0	PAID
8,385,000.00	\$355,000.00	8,030,000.00	01-Feb-22 GN8	PAID
8,030,000.00	\$365,000.00	7,665,000.00	01-Feb-23 GP3	
7,665,000.00	\$380,000.00	7,285,000.00	01-Feb-24 GQ1	
7,285,000.00	\$395,000.00	6,890,000.00	01-Feb-25 GR9	
6,890,000.00	\$415,000.00	6,475,000.00	01-Feb-26 GS7	
6,475,000.00	\$430,000.00	6,045,000.00	01-Feb-27 GT5	
6,045,000.00	\$445,000.00	5,600,000.00	01-Feb-28 GU2	
5,600,000.00	\$500,000.00	5,100,000.00	01-Feb-29 GV0	
5,100,000.00	\$510,000.00	4,590,000.00	01-Feb-30 GV0	
4,590,000.00	\$525,000.00	4,065,000.00	01-Feb-31 GV0	
4,065,000.00	\$540,000.00	3,525,000.00	01-Feb-32 GV0	
3,525,000.00	\$555,000.00	2,970,000.00	01-Feb-33 GV0	
2,970,000.00	\$570,000.00	2,400,000.00	01-Feb-34 GV0	
2,400,000.00	\$585,000.00	1,815,000.00	01-Feb-35 GV0	
1,815,000.00	\$600,000.00	1,215,000.00	01-Feb-36 GV0	
1,215,000.00	\$615,000.00	600,000.00	01-Feb-37 GV0	
600,000.00	\$600,000.00	0.00	01-Feb-38 GW8	



TOM GREEN COUNTY INDEBTEDNESS

July 2022 Ending Balance

FUND 089 COMBINATION TAX & LIMITED SURPLUS REVENUE CERTIFICATES OF OBLIGATION, SERIES 2018

Cusip NO. Prefix: 889642

MATURITY SCHEDULE \$7,960,000

\$4,670,000 Serial Certificates

PREVIOUS BALANCE OUTSTANDING	PRINCIPAL AMOUNT DUE	CURRENT BALANCE OUTSTANDING	SCHEDULED DUE DATE
7,960,000.00	\$0.00	\$7,960,000.00	1-Feb-18
7,960,000.00	\$160,000.00	\$7,800,000.00	1-Feb-19 GX6 PAID
7,800,000.00	\$250,000.00	\$7,550,000.00	1-Feb-20 GY4 PAID
7,550,000.00	\$265,000.00	\$7,285,000.00	1-Feb-21 GZ1 PAID
7,285,000.00	\$275,000.00	\$7,010,000.00	1-Feb-22 HA5 PAID
7,010,000.00	\$290,000.00	\$6,720,000.00	1-Feb-23 HB3
6,720,000.00	\$305,000.00	\$6,415,000.00	1-Feb-24 HC1
6,415,000.00	\$320,000.00	\$6,095,000.00	1-Feb-25 HD9
6,095,000.00	\$340,000.00	\$5,755,000.00	1-Feb-26 HE7
5,755,000.00	\$355,000.00	\$5,400,000.00	1-Feb-27 HF4
5,400,000.00	\$375,000.00	\$5,025,000.00	1-Feb-28 HG2
5,025,000.00	\$390,000.00	\$4,635,000.00	1-Feb-29 HH0
4,635,000.00	\$400,000.00	\$4,235,000.00	1-Feb-30 HJ6
4,235,000.00	\$415,000.00	\$3,820,000.00	1-Feb-31 HK3
3,820,000.00	\$430,000.00	\$3,390,000.00	1-Feb-32 HK3
3,390,000.00	\$445,000.00	\$2,945,000.00	1-Feb-33 HK3
2,945,000.00	\$455,000.00	\$2,490,000.00	1-Feb-34 HK3
2,490,000.00	\$470,000.00	\$2,020,000.00	1-Feb-35 HK3
2,020,000.00	\$480,000.00	\$1,540,000.00	1-Feb-36 HK3
1,540,000.00	\$500,000.00	\$1,040,000.00	1-Feb-37 HK3
1,040,000.00	\$510,000.00	\$530,000.00	1-Feb-38 HK3
530,000.00	\$530,000.00	\$0.00	1-Feb-39 HM9

28

Bank Collateral

LGC Sec. 116.084. INADEQUATE SECURITY. If for any reason the county funds on deposit with the county depository exceed the amount of security pledged, the depository shall immediately pledge additional security with the commissioners court.

Acts 1987, 70th Leg., ch. 149, Sec. 1, eff. Sept. 1, 1987.



BNY MELLON

Broker/Dealer Services
101 Barclay Street, 4th Floor East
New York, NY 10286

Date: 07/29/22

000917 XBGSCD51
ATTN: DIANNA SPIEKER - TREASURER
TOM GREEN COUNTY
113 W BEAUREGARD
SAN ANGELO TX 76903

Account Id: WUB512 Tax Id Number: 756001184

This advice is supplied as part of the Tri-Party Collateral agreement among the Customer, Wells Fargo Bank, N.A. and The Bank of New York Mellon. Any questions should be directed to Vinnette Frater, Senior Associate, BDS/Tri-Party Services, (973)569-2411.

As agent we confirm the following collateralized deposit information received from Wells Fargo Bank, N.A. as of close of business the last business day of the month.

Date: 07/29/22

The collateral segregated on your behalf on 07/29/22 is as follows:

CUSIP	DESCRIPTION	QUANTITY	MARKET VALUE
3140M8NV7	FNMA FNMS 2.500% 12/01/51	8,675,026.00	7,497,357.24
3140XCFZ6	FNMA FNMS 3.500% 03/01/48	13,431,130.00	8,904,230.47
3617Y5HV4	GNMA GNM2 3.500% 08/20/50	11,702,760.00	10,508,728.51
TOTAL MKT VALUE			26,910,316.22